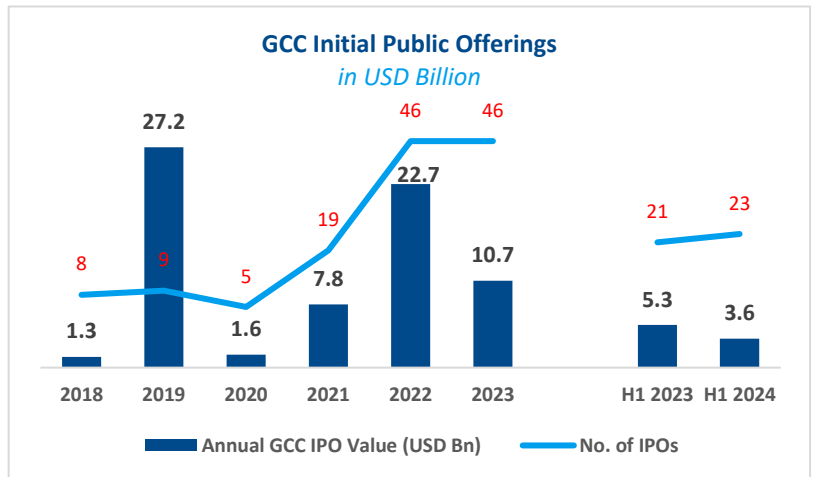


July 2024:
GCC IPO Research

GCC Initial Public Offerings H1-2024 Highlights

GCC Initial Public Offerings

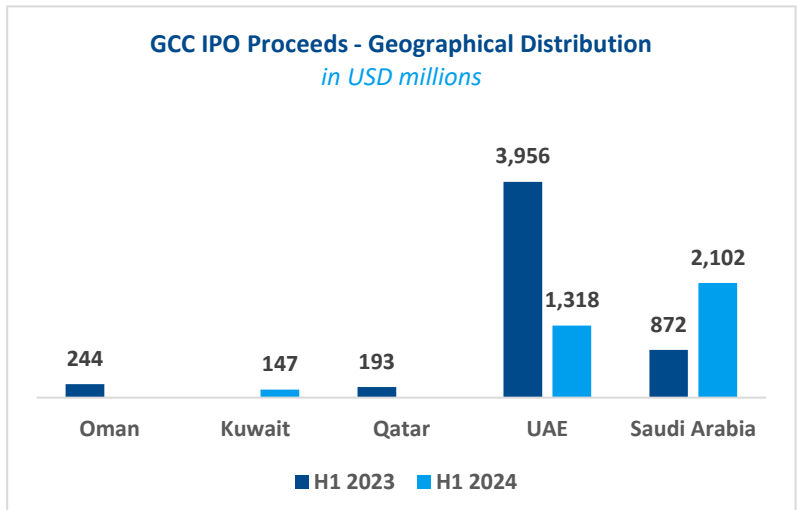
Initial Public Offerings (“IPO”) in the Gulf Cooperation Council Countries (“GCC”) raised total proceeds of USD 3.6 billion through 23 offerings during the first half of the year 2024, marking a decline of 32% by value compared to the same period of the previous year, where GCC issuers raised a total of USD 5.3 billion through 21 offerings.



Sources: Bloomberg, Capital IQ, Zawya and daily newspapers

Geographical Allocation

Saudi Arabia led the region in terms of IPO proceeds during the period, raising a total of USD 2.1 billion from 19 offerings constituting 59% of total GCC IPO proceeds. This represented an increase of 141% in the value of Saudi IPOs compared to H1-2023. In the UAE, IPO proceeds totaled USD 1.3 billion during the period with 3 offerings constituting 37% of total GCC IPO proceeds. However, this marked a decline of 67% in UAE proceeds compared to the same period of last year. Kuwait has seen its first IPO since 2022 raising a total of USD 147 million in proceeds and constituting 4% of the total GCC proceeds during the first half of the year. Other GCC countries did not have any IPOs during the period.



Sources: Bloomberg, Capital IQ, Zawya and daily newspapers

Authors:
Capital Markets Team
capitalmarkets@markaz.com

Kuwait Financial Centre “Markaz”
P.O. Box 23444, Safat 13095, Kuwait
Tel: +965 2224 8000
Fax: +965 2242 5828
markaz.com

Sector Allocation

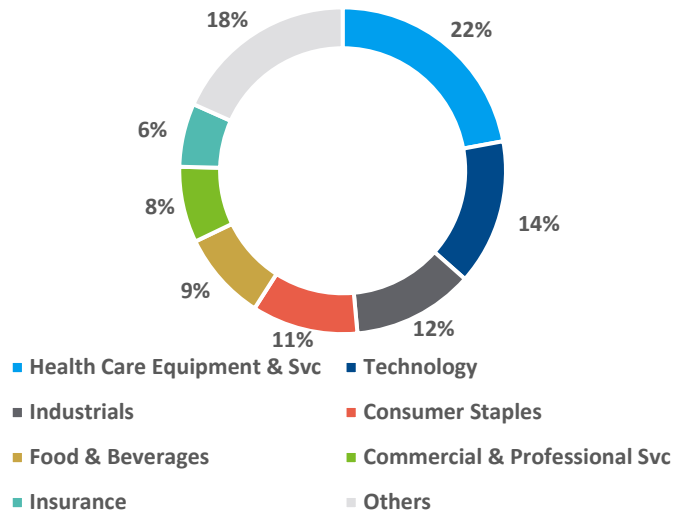
The Healthcare sector accounted for nearly 22% of the total proceeds during the period through three offerings amounting to a total of USD 788 million in proceeds led by Fakeeh Hospital IPO that raised USD 764 million for 21% stake.

The Technology sector raised more than USD 515 million through the IPO of Alef Education, constituting 14% of total GCC IPO proceeds raised during the period. This was followed by IPOs from the Industrials, Consumer Staples, Food and Beverages, Commercial & Professional Services and Insurance sectors that constituted 12%, 11%, 9%, 8% and 6% respectively.

Other sectors primarily include companies from the Financial Services, Utilities, Capital Goods, Pharma Biotech & Life Science, Materials, Software & Services, and Consumer Services .

GCC IPO Proceeds H1-2024

Sector Allocation



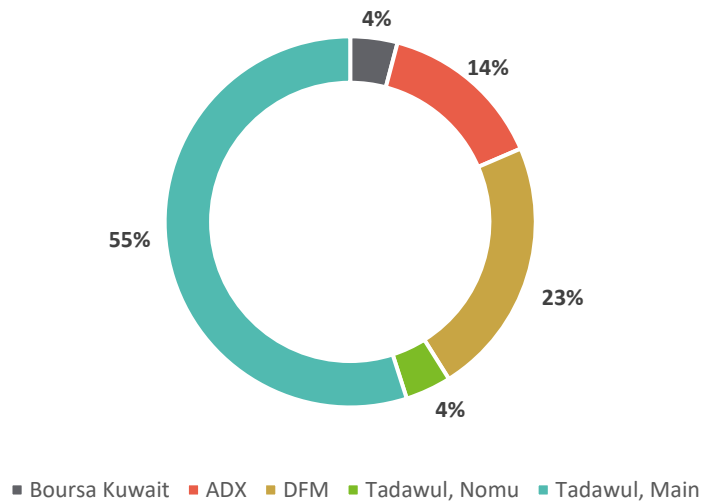
Sources: Bloomberg, Capital IQ, Zawya and daily newspapers

Exchange Allocation

Saudi Arabia recorded 59% of the total IPO proceeds with the value of USD 1.95 billion listed in the Main Market and USD 143 million in Nomu-Parallel Market. United Arab Emirates markets constituted 37% of total GCC IPO during H1-2024 with a value of USD 804 million listed on Dubai Financial Market (DFM) and USD 515 million in Abu Dhabi Securities Exchange (ADX). Kuwait accounted for 4% of the total GCC IPO proceeds with USD 147 million listed on Bursa Kuwait.

IPO Proceeds H1-2024

By Stock Exchange



Sources: Bloomberg, Capital IQ, Zawya and daily newspapers

Top 5 GCC IPOs by Proceeds in Q1-2024

1. **Dr. Soliman Abdulkader Fakeeh Hospital Company** raised a total of USD 764 million in proceeds, marking the largest IPO on the Saudi Stock Market (Tadawul) in H1 2024. The company offered 49.8 million shares, or 21% stake, which was covered 119 times. The IPO proceeds constituted 21% of total GCC IPO proceeds in the period. The company was listed on Tadawul’s Main Market on the 5th of June 2024.
2. **Alef Education** IPO raised a total of USD 515 million in proceeds making it the second largest IPO in 2024. The company was listed on 11th of June on ADX and offered 1.4 billion shares. The offering was covered 39 times and the proceeds constituted 14% of the total GCC IPO proceeds during the year.
3. **Parkin** IPO raised a total of USD 429 million in proceeds. The company offered 749.7 million shares or 25% stake. The IPO proceeds constituted 12% of total GCC IPO proceeds and was covered 165 times. The company was listed on DFM on March 21st.
4. **Spinneys** IPO raised a total of USD 375 million in proceeds. The company offered 900 million shares or 25% stake and was covered 64 times. The proceeds constituted 11% of total GCC IPO proceeds during the year. The company was listed on DFM on the 9th of May 2024.
5. **Modern Mills** raised a total of USD 314 million in proceeds through the sale of 24.5 million shares, or 30% stake, and was covered 127 times. The IPO constituted 9% of total GCC IPO proceeds during the year. The company was listed on Tawadul’s Main Market on the 27th of March 2024.

Appendix 1: Selected GCC IPO Pipeline

Company	Country	Sector	Market	Offering Size (shares)	Status
United Electronics Company	Saudi Arabia	Consumer Discretionary	Main - Tadawul	7,500,000	-
Al Ashghal Almoysra Company	Saudi Arabia	Services	Nomu - Tadawul	480,000	Closing 15 July 2024
Al Hokail Academy Specialized Digital Polyclinics Company	Saudi Arabia	Healthcare	Nomu - Tadawul	2,030,000	Closing 21 July 2024
ASG Plastic Factory Company	Saudi Arabia	Industrial	Nomu - Tadawul	750,000	Closing 5 August 2024
Sama Water	Saudi Arabia	Consumer Staples	Nomu - Tadawul	10,000,000	-
First Avenue Real Estate Development Company	Saudi Arabia	Real Estate	Nomu - Tadawul	16,420,000	-
Mufeed Company	Saudi Arabia	Services	Nomu - Tadawul	600,000	-
Lulu Group International	Saudi Arabia/ UAE	Retail	NA	NA	Expected for H2 2024

Sources: Bloomberg, Capital IQ, Zawya and daily newspapers

- Several sources were utilized in the drafting of this report; notable sources are Bloomberg, Capital IQ, Zawya, and daily newspapers
- Every effort has been made to include and quote the majority of data that is accessible to Markaz.
- All currencies were converted into US Dollars for easy comparison.

Disclaimer:

This report has been prepared and issued by Kuwait Financial Centre K.P.S.C. (Markaz), which is regulated by the Capital Markets Authority and the Central Bank of Kuwait. The report is owned by Markaz and is privileged and proprietary and is subject to copyrights. Sale of any copies of this report is strictly prohibited. This report cannot be quoted without the prior written consent of Markaz. Any user after obtaining Markaz permission to use this report must clearly mention the source as “Markaz”. The report is intended to be circulated for general information only and should not be construed as an offer to buy or sell or a solicitation of an offer to buy or sell any financial instruments or to participate in any particular trading strategy in any jurisdiction.

The information and statistical data herein have been sourced from public sources or is based on Markaz’s independent research and internal analysis and is believed to be reliable and accurate in all material aspects. However, no representation or warranty, expressed or implied, is made that such information and data is accurate or complete, and therefore should not be relied upon as such. Opinions, estimates and projections in this report constitute the current judgment of the author as of the date of this report. They do not necessarily reflect the opinion of Markaz and are subject to change without notice. Markaz has no obligation to update, modify or amend this report or to otherwise notify a reader thereof in the event that any matter stated herein, or any opinion, projection, forecast or estimate set forth herein, changes or subsequently becomes inaccurate, or if research on the subject company is withdrawn. Further, Markaz accepts no liability for any statements, opinions, information, or matters, expressed or implied, arising out of, contained in or derived from this report or any omissions from this report, or any other written or oral communication transmitted or made available to any other party in relation to this report.

This report may not consider the specific investment objectives, financial situation and the particular needs of any specific person who may receive this report. Investors are urged to seek financial advice regarding the appropriateness of investing in any securities or investment strategies discussed or recommended in this report and to understand that statements regarding future prospects may not be realized. Investors should note that income from such securities, if any, may fluctuate and that each security’s price or value may rise or fall. Investors should be able and willing to accept a total or partial loss of their investment. Accordingly, investors may receive back less than originally invested. Past performance is not necessarily indicative of future performance.

Kuwait Financial Centre K.P.S.C. (Markaz) may seek to do business, including investment banking deals, with companies covered in its research reports. As a result, investors should be aware that the firm may have a conflict of interest that could affect the objectivity of this report. This report may provide the addresses of, or contain hyperlinks to, websites. Except to the extent to which the report refers to website material of Markaz, Markaz has not reviewed the linked site and takes no responsibility for the content contained therein. Such address or hyperlink (including addresses or hyperlinks to Markaz’s own website material) is provided solely for your convenience and information and the content of the linked site does not in any way form part of this document. Accessing such website or following such link through this report or Markaz’s website shall be at your own risk.

For further information, please contact ‘Markaz’ at P.O. Box 23444, Safat 13095, Kuwait; Email: capitalmarkets@markaz.com; Tel: 00965 22248000